

Public Document Pack

PRESENTATION SLIDES

OVERVIEW AND SCRUTINY COMMITTEE - THURSDAY, 21ST SEPTEMBER, 2023

The following presentation slides were used at the Overview and Scrutiny Committee meeting.

This page is intentionally left blank

We'll be starting soon

Overview and Scrutiny
Committee
21st September 2023



AGENDA ITEM NO. 1

Overview and Scrutiny Committee

21st September 2023



**Councillor Mike Smith
In the Chair**



Overview and Scrutiny Committee

21st September 2023

Item 1 – Community Safety and Policing



Community Safety, Partnerships and Police update

Overview and Scrutiny - 21st September 2023

David Lipscombe - Community Safety Manager

Emma Lamb - Community and Partnership Manager

Chief Inspector Gillian Cox - Hampshire and Isle of Wight Constabulary

What we will cover...

- ▶ Roles and responsibilities of Police and Community safety
- ▶ Community Safety Partnership
 - ▶ Strategic Assessment
 - ▶ Partnership Plan
 - ▶ Community Safety Survey
- ▶ Current issues and focus for the borough
- ▶ Youth crime and youth work within the borough

Community Safety roles and “day job” from the council perspective

- ▶ 1 x CSM and 1 x CSO supported by wider Place Protection Team Duty to work with partners to tackle crime, disorder and ASB
- ▶ Day to day work includes:
 - ▶ General enquiries e.g. customer, partner, Councillors
 - ▶ Neighbour disputes, youth nuisance
 - ▶ Co-ordination of cases with partner agencies
 - ▶ Coordinating case conferences, supporting partners, holding to account
 - ▶ Use of early intervention e.g. warning letters, home visits, education, Acceptable Behaviour Contracts
 - ▶ Formal Tools and Powers for more serious cases e.g. CPN/W, Injunctions, Closures
 - ▶ PSPO
 - ▶ Antisocial Behaviour Case Review

Community Safety further roles and responsibilities

- ▶ Safeguarding adults and children
- ▶ Prevent (partnership, Channel Panel)
- ▶ Serious Violence Duty
- ▶ Violence against Women and Girls (VAWG)
- ▶ Wider Place Protection Service
 - ▶ Licensing (venues, taxis)
 - ▶ CCTV and camera refresh project
 - ▶ Community Patrol Officers
 - ▶ Maintenance Team

H&R Team Chart

Page 8



District Commander - Gillian Cox

A/Insp Helen Wentworth
Hart District



Insp Mike Hall
Rushmoor District



A/PS Harry Hardman
ACT



PS Lee Bishop
Yateley & Blackwater



PS Geoff Hill
Fleet



PS Rob Tiller
Aldershot



A/PS Baz Laksamba
Aldershot



T/PS Kieran Burke
Farnborough

SAFE FOR EVERYONE

Numbers..... (Hart & Rushmoor)

NPT

- Establishment - 36
- Named beat managers – singular point of contact

DPT

- Establishment – 65
- Area Cars – December 2023

PCSO

- Establishment – 20
- Conversion of PCSO posts to PC posts
- Approx. 40 across force

What we also gain

- CID – 3:21
- NET – 1:5 (across 2 sites)
- CIT -
- **MLT – 1:5 (across 2 sites)**

The “grey” area

- ▶ Significant amount of crossover work between agencies e.g.
 - ▶ Mental health
 - ▶ Drugs
 - ▶ Antisocial behaviour
 - ▶ Street attached
- ▶ These areas are both important but attract differing resources/responses from agencies
- ▶ Management of expectations of those impacted - residents want issues dealt with, but do they mind who as long as it gets done?
- ▶ Importance of joint up and consistent messaging and taking responsibility for what agencies can/have the power to influence

Community Safety Partnership

► Members

- Basingstoke and Deane Borough Council
- Hart District Council
- Hampshire and Isle of Wight Constabulary
- Hampshire and Isle of Wight Fire and Rescue Service
- Frimley Integrated Care Board
- Hampshire and Isle of Wight Integrated Care Board
- The Probation Service
- Army

- Work with statutory partners to reduce crime, disorder, ASB
- Consider requests for and coordination of Domestic Homicide Reviews
- Held to account by joint overview and scrutiny panel led by RBC, BDBC, HDC

Strategic Assessment and Partnership Plan

- ▶ Partnership Analysts produce an annual Strategic Assessment, analysing local data (police, fire, HCC etc) and suggesting priority focus areas for the partnership as a whole, as well as local focus
- ▶ Safer North Hampshire overview, and Rushmoor specific document
- ▶ The CSP uses the Strategic Assessment to produce a Partnership Plan overview and action plan detailing how we will tackle those priorities
- ▶ Documents are available on our website here - [Safer North Hampshire Community Safety Partnership - Rushmoor Borough Council](#)
- ▶ Data from our Rushmoor Community Safety survey was used to inform the Rushmoor specific part of the Strategic Assessment, with both these documents now published on our website

Community Safety Survey highlights

- ▶ Majority feel safe in their local area during day across both towns whilst 53% feel unsafe in their local area after dark, with young people, females and those with health conditions likely to feel less safe
- ▶ Reasons for not feeling safe during the day included groups using or dealing drugs and reasons for not feeling safe during the night included darkness and a lack of street lighting
- ▶ Majority feel safe in our parks during the day, with this decreasing after dark due to perceptions of people using and dealing drugs
- ▶ Majority felt that levels of crime and antisocial behaviour had increased over the last 12 months
- ▶ Majority of those who had been victim of crime or antisocial behaviour had reported it

Improving feelings of safety and health outcomes (public, virtual and private space)

Aims

- Ensure safeguarding of vulnerable residents through partnership and multi-agency forums, interventions and projects including safe and well.
- Recognising the link between thriving communities and improvement in health outcomes.
- Enable and promote community led initiatives and self-referral to services and support which gives residents the tools to protect themselves.
- Increase confidence to report all crimes with a particular attention to those with historically low levels of reporting for example hate crime.



Statistics

YouGov data relating to public confidence in policing and safety shows that in Rushmoor feelings of safety increased, remained stable in Basingstoke and Deane and fell slightly in Hart.

Across Hampshire, Violence Against Women and Girls offences increased by **5%** with domestic abuse accounting for **43%** offences

Across Safer North Hampshire
53% of victims were female and **47%** of victims were male.

The most common victim age group was **10-17 years.**

Safer North Hampshire Community Safety Partnership Plan

Serious violence

Aims

Working with the Violence Reduction Unit (VRU), the Violence Against Women and Girls (VAWG) taskforce and using Street Safe Data to maximise victim and location identification will be a priority.

Statistics

In 2022/23 most Serious Violence offences (+7%), **robbery personal (+18%), possession of a weapon (+1%) and knife/blade offences (+8%)** increased across Safer North Hampshire.



VRU data shows that **Basingstoke and Deane and Rushmoor** both had consistently high rates of most serious violence per 10,000 population, knife enabled most serious violence and knife possession offences since 2016/17.



Anti-social behaviour

Aims

Identify opportunity for early intervention with young people, proactivity in neighbour disputes and clear plans around vehicle nuisance to reduce the number of higher harm offences, the more severe neighbour nuisance issues and those that continue to impact residents.

Statistics

Reported incidents of ASB decreased by **8%** across Safer North Hampshire in 2022/23



In 2022/23 the key issues for Safer North Hampshire in terms of ASB were **vehicle nuisance, youth related anti-social behaviour and neighbour nuisance/disputes** (including cannabis use)



There were **10 Community Trigger activations** across Safer North Hampshire in 2022/23, double the number the previous year **X2**

Domestic abuse

Aims

Promote initiatives that reduce the impact of trauma and consistent messaging across the area to ensure that victims and perpetrators are recognised and supported as well as working alongside local initiatives which aim to reduce domestic abuse.

Statistics

Reports of domestic abuse crimes reduced by **2%** in 2022/23



Most offences were violence against the person, with common assault and battery and ABH the most widespread. A large number of victims were repeat victims (**45% in Basingstoke and Deane, 29% in Hart and 38% in Rushmoor**) and female (**71%**).



Place protection strategic priorities

- 1. Maintain the aesthetic appearance of our borough and improve feelings of safety in public, private and virtual spaces.**
 - 2. Improve visibility and evidence outcomes of the teams working within Place Protection.**
- ▶ **Emphasis on:**
 - ▶ Promotion of licensing objectives
 - ▶ Reducing Antisocial behaviour (people and places)
 - ▶ Community and customer engagement opportunities
 - ▶ Partnership engagement opportunities

Current priorities for the borough - Community Safety

- ▶ Street attached in Aldershot Town Centre
- ▶ Neighbour nuisance
 - ▶ Often mental health related
 - ▶ Cannabis complaints
- ▶ Slingshot use in parks
- ▶ Youth ASB in town centres - McDonalds/KFC Aldershot
- ▶ Youth nuisance - Acceptable Behaviour Contracts
- ▶ Ongoing Closure Order
- ▶ Op Chromium car meets

THE PRIORITIES



Policing Priorities

Page 18

- District priorities (September 2023)
 - Vehicle Crime
 - Drug related harm
 - Weekly targeted operations
- Operation Relentless (October 2023)
 - Local priorities/rural crime
 - Drug related harm/violence
 - Repeat offenders

HMIC 9 Crime Types – Youth



Child: Aggrieved & Suspect/Offenders

Crimes with a Child Suspect/Offender

Aggrieved

Suspect Offender

Selected Period: 01/09/2022 - 31/08/2023

SPLY: 01/09/2021 - 31/08/2022

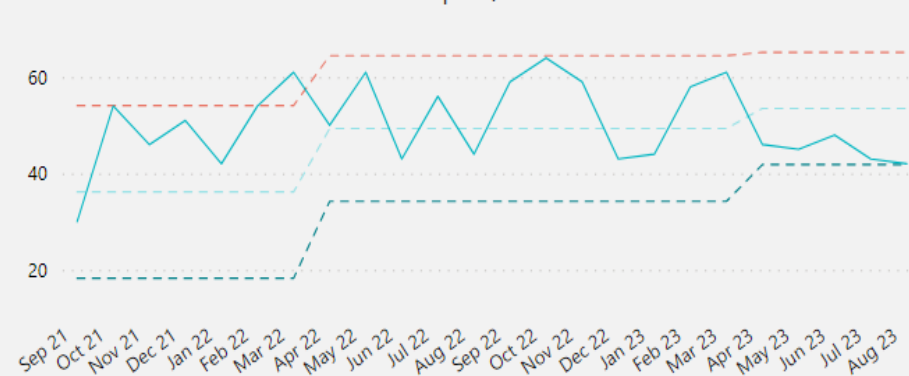
Year to Date: 01/04/2023 - 31/08/2023

Crime	Crime SPLY	SPLY % Change	Crime YTD	Crime YTD SPLY	YTD % Change
612	592	3%	224	254	-12%

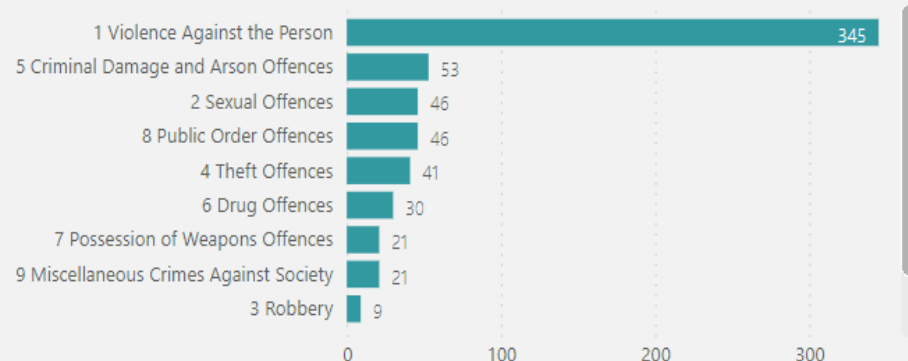
Crime with a Child Suspect/Offender by Month

	Dec 22	Jan 23	Feb 23	Mar 23	Apr 23	May 23	Jun 23	Jul 23	Aug 23	Total
Crime	43	44	58	61	46	45	48	43	42	612
Crime SPLY	51	42	54	61	50	61	43	56	44	592
Crime SPLY % Diff	-16%	5%	7%	0%	-8%	-26%	12%	-23%	-5%	3%

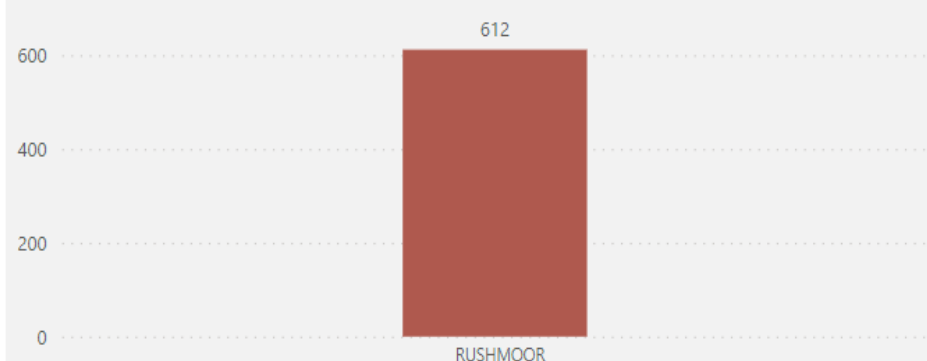
Control Chart - Crime with a Child Suspect/Offender



Crime with a Child Suspect/Offender by Crime Type



Crime with a Child Suspect/Offender by Geography



Violence Against Person – Youth

Page 20



Child: Aggrieved & Suspect/Offenders

Crimes with a Child Suspect/Offender

Aggrieved

Suspect Offender

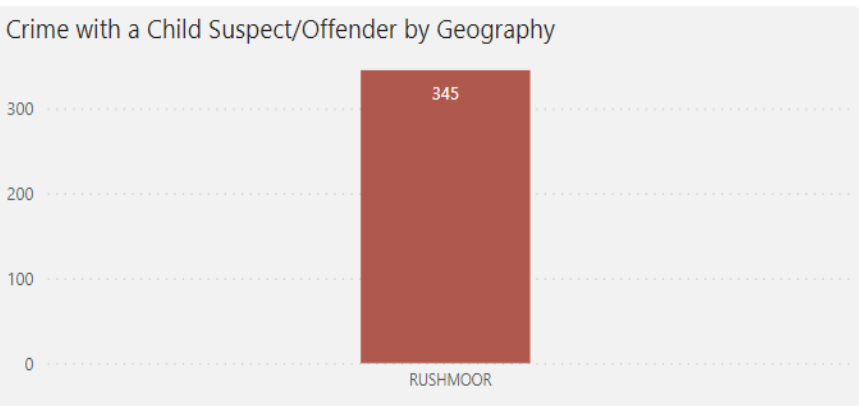
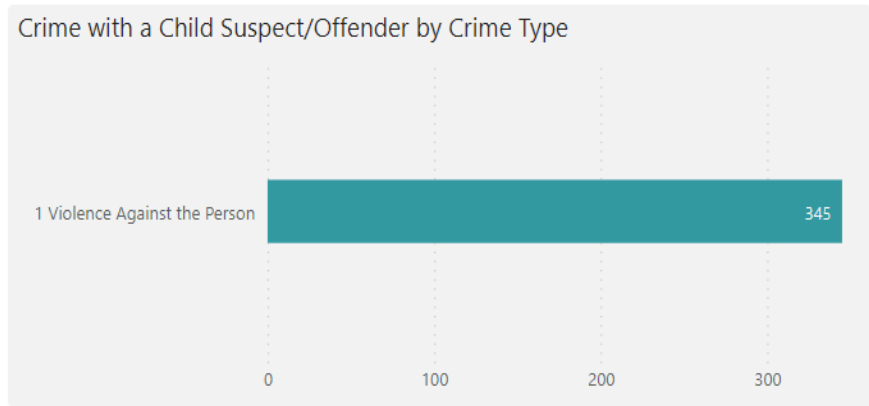
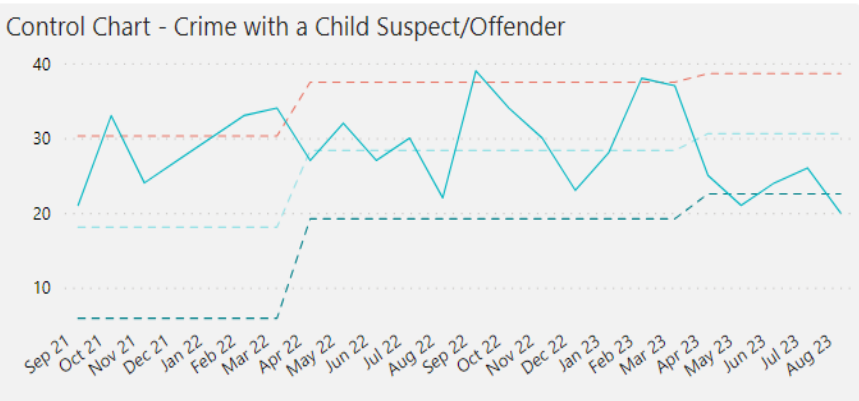
Selected Period: 01/09/2022 - 31/08/2023

SPLY: 01/09/2021 - 31/08/2022

Year to Date: 01/04/2023 - 31/08/2023

Crime	Crime SPLY	SPLY % Change	Crime YTD	Crime YTD SPLY	YTD % Change
345	340	1%	116	138	-16%

Crime with a Child Suspect/Offender by Month										
	Dec 22	Jan 23	Feb 23	Mar 23	Apr 23	May 23	Jun 23	Jul 23	Aug 23	Total
Crime	23	28	38	37	25	21	24	26	20	345
Crime SPLY	27	30	33	34	27	32	27	30	22	340
Crime SPLY % Diff	-15%	-7%	15%	9%	-7%	-34%	-11%	-13%	-9%	1%



Possession of Weapons – Youth



Child: Aggrieved & Suspect/Offenders

Crimes with a Child Suspect/Offender

Aggrieved

Selected Period: 01/09/2022 - 31/08/2023

Suspect Offender

SPLY: 01/09/2021 - 31/08/2022

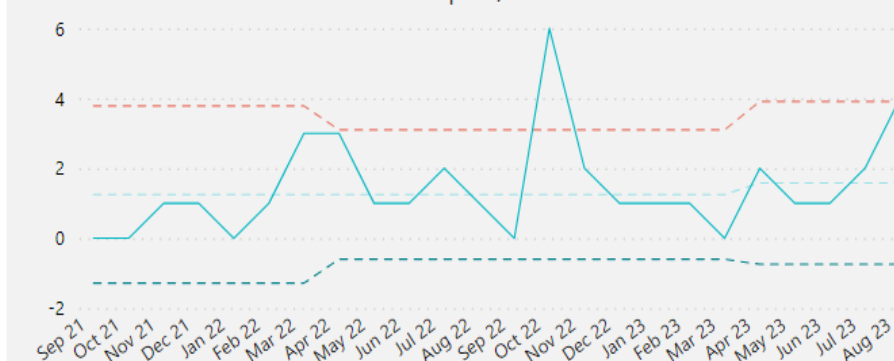
Year to Date: 01/04/2023 - 31/08/2023

Crime	Crime SPLY	SPLY % Change	Crime YTD	Crime YTD SPLY	YTD % Change
21	14	50%	10	8	25%

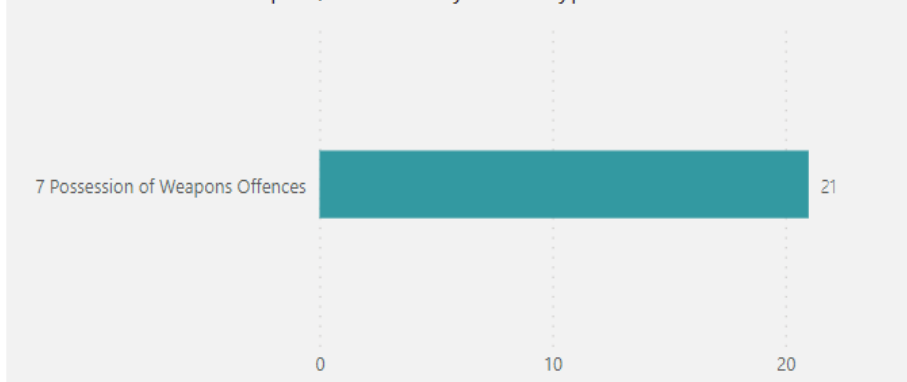
Crime with a Child Suspect/Offender by Month

	Dec 22	Jan 23	Feb 23	Mar 23	Apr 23	May 23	Jun 23	Jul 23	Aug 23	Total
Crime	1	1	1	0	2	1	1	2	4	21
Crime SPLY	1	0	1	3	3	1	1	2	1	14
Crime SPLY % Diff	0%	100%	0%	-100%	-33%	0%	0%	0%	300%	50%

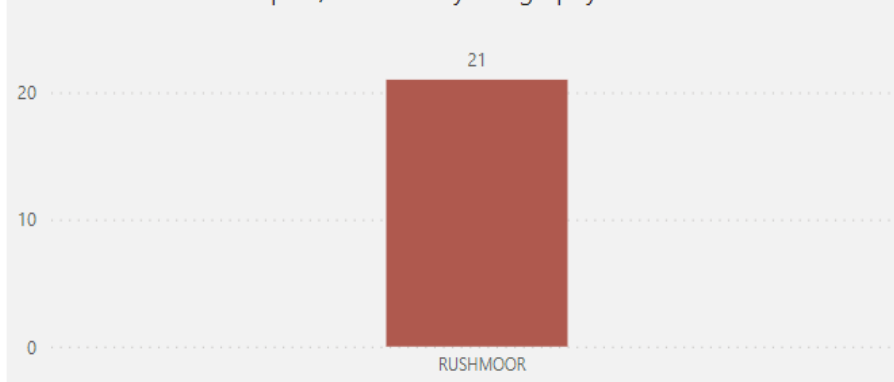
Control Chart - Crime with a Child Suspect/Offender



Crime with a Child Suspect/Offender by Crime Type



Crime with a Child Suspect/Offender by Geography



Public Order Offences – Youth

Page 22



Child: Aggrieved & Suspect/Offenders

Crimes with a Child Suspect/Offender

Aggrieved
Suspect Offender

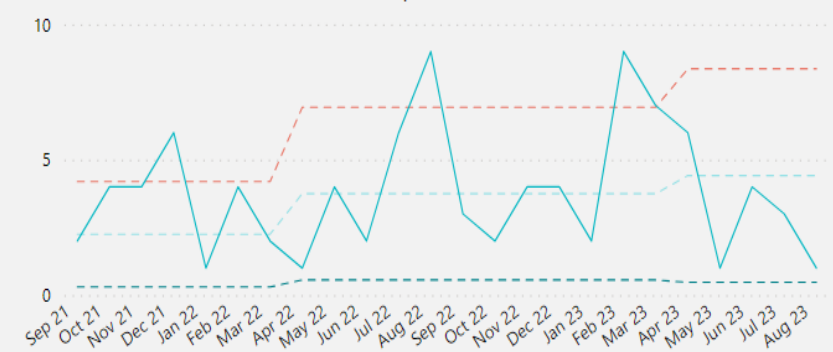
Selected Period: 01/09/2022 - 31/08/2023
SPLY: 01/09/2021 - 31/08/2022
Year to Date: 01/04/2023 - 31/08/2023

Crime	Crime SPLY	SPLY % Change	Crime YTD	Crime YTD SPLY	YTD % Change
46	45	2%	15	22	-32%

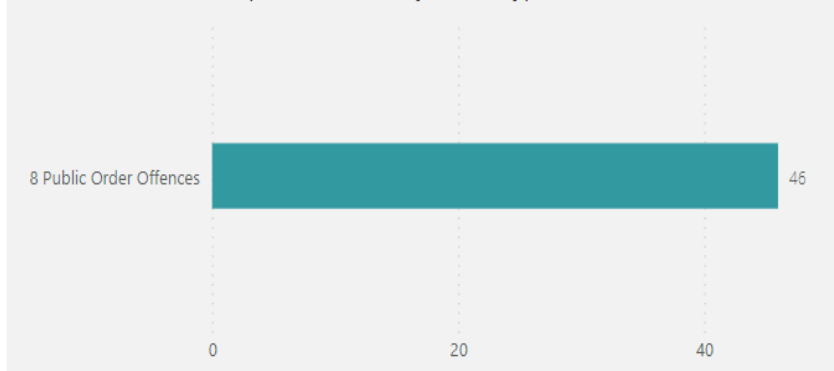
Crime with a Child Suspect/Offender by Month

	Dec 22	Jan 23	Feb 23	Mar 23	Apr 23	May 23	Jun 23	Jul 23	Aug 23	Total
Crime	4	2	9	7	6	1	4	3	1	46
Crime SPLY	6	1	4	2	1	4	2	6	9	45
Crime SPLY % Diff	-33%	100%	125%	250%	500%	-75%	100%	-50%	-89%	2%

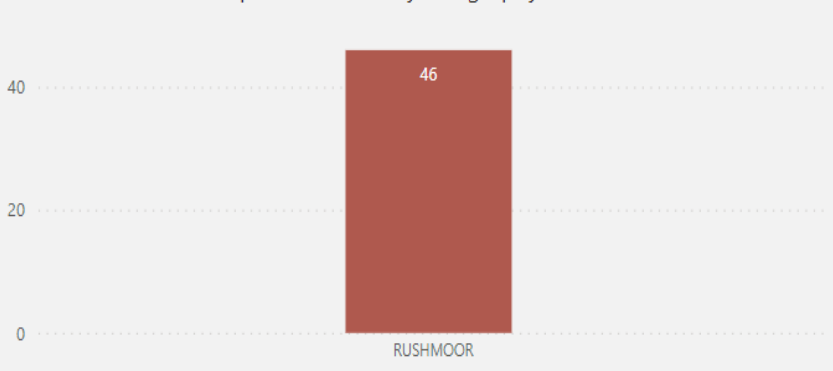
Control Chart - Crime with a Child Suspect/Offender



Crime with a Child Suspect/Offender by Crime Type



Crime with a Child Suspect/Offender by Geography



Outcomes – Youth Crime



Child: Aggrieved & Suspect/Offenders

Outcomes - Suspect/Offender

Aggrieved

Suspect Offender

Selected Period: 01/09/2022 - 31/08/2023

SPLY: 01/09/2021 - 31/08/2022

Year to Date: 01/04/2023 - 31/08/2023

All Outcomes

661

FAT Outcomes

106

FAT Rate

17%

FAT SPLY

122

FAT SPLY % Diff

-13%

FAT YTD

45

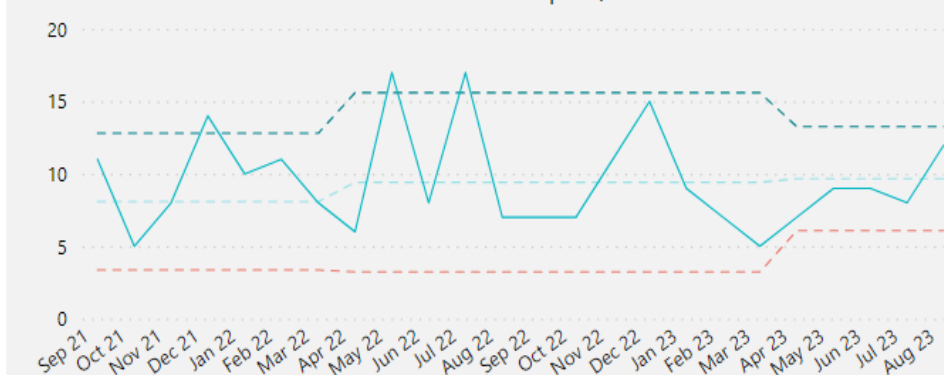
FAT YTD % Diff

-18%

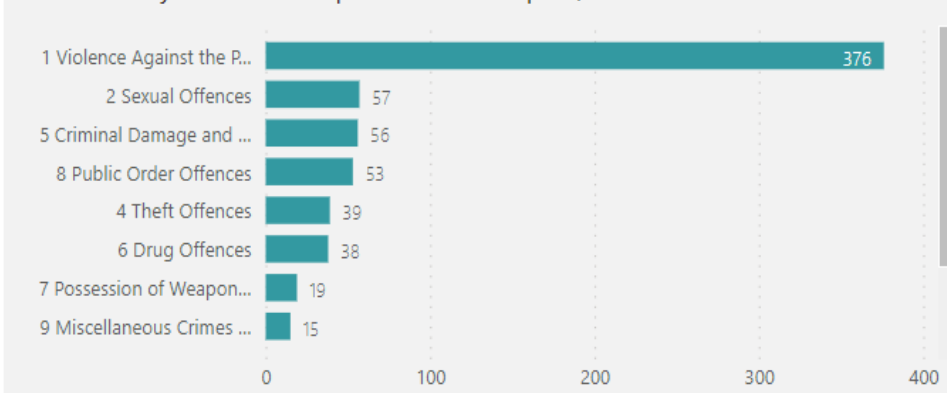
FAT Outcomes by Month - Child Suspect/Offender

	23	Feb 23	Mar 23	Apr 23	May 23	Jun 23	Jul 23	Aug 23	Total
ALL Outcomes	68	46	52	64	62	38	47	53	661
FAT Outcomes	9	7	5	7	9	9	8	12	106
FAT Outcome Rate	0%	12%	8%	15%	20%	19%	19%	29%	17%
FAT Outcomes SPLY	10	11	8	6	17	8	17	7	122
FAT Outcomes SPLY % Diff	0%	-36%	-38%	17%	-47%	13%	-53%	71%	-13%

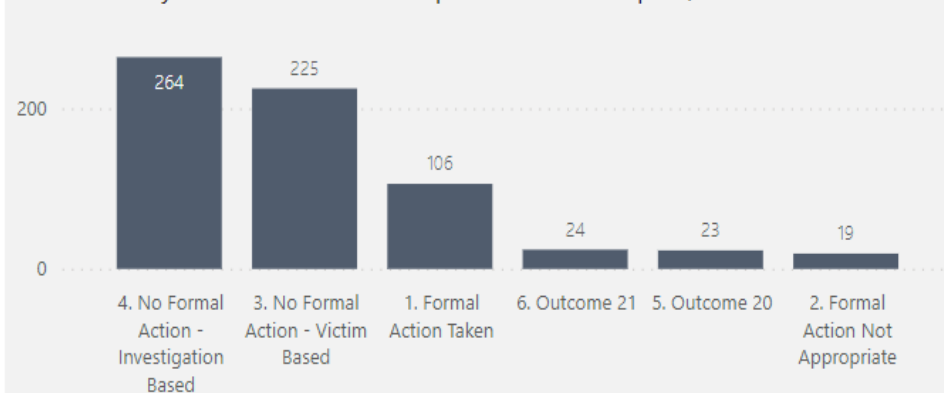
Control Chart - FAT Outcomes with Child Suspect/Offender



Outcomes by HMIC 9 Group with Child Suspect/Offender



Outcomes by Latest Outcome Groups with Child Suspect/Offender



ASB - North



Anti-Social Behaviour (ASB) District Summary

Incident / Crime Type

ASB

Current YTD: 01/04/2023 - 10/09/2023

Previous YTD: 01/04/2022 - 10/09/2022

Timeframe

12-Months

YTD

Occurrences
(Current Period)

2,507

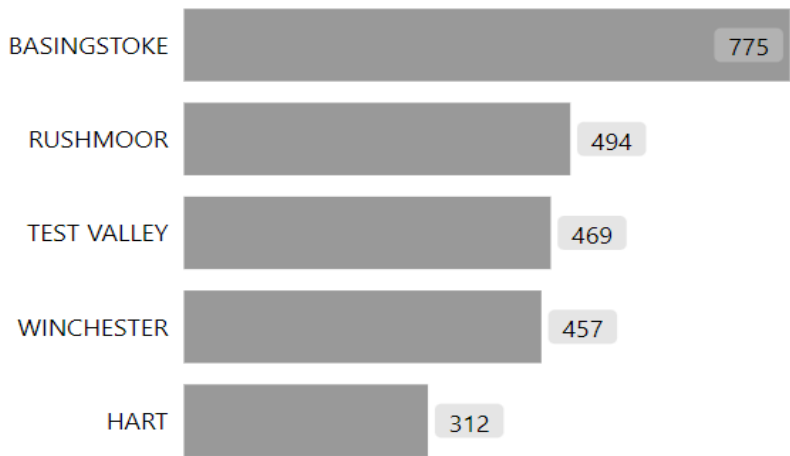
Occurrences
(Previous Period)

3,322

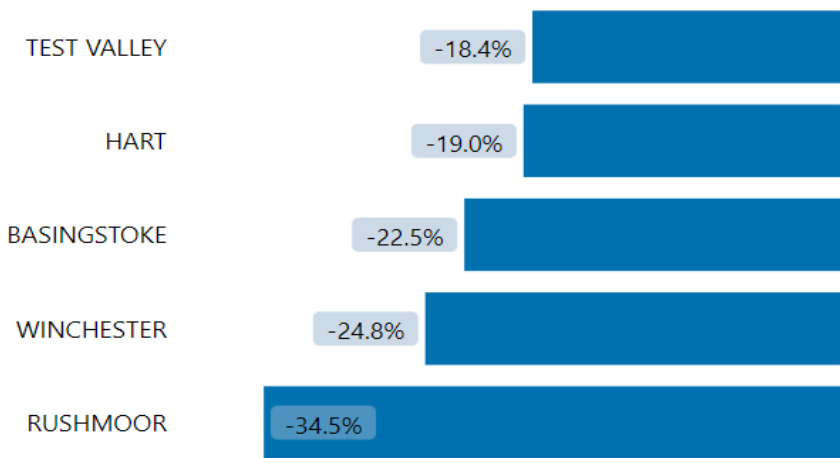
Percentage
Change (%)

-24.5%

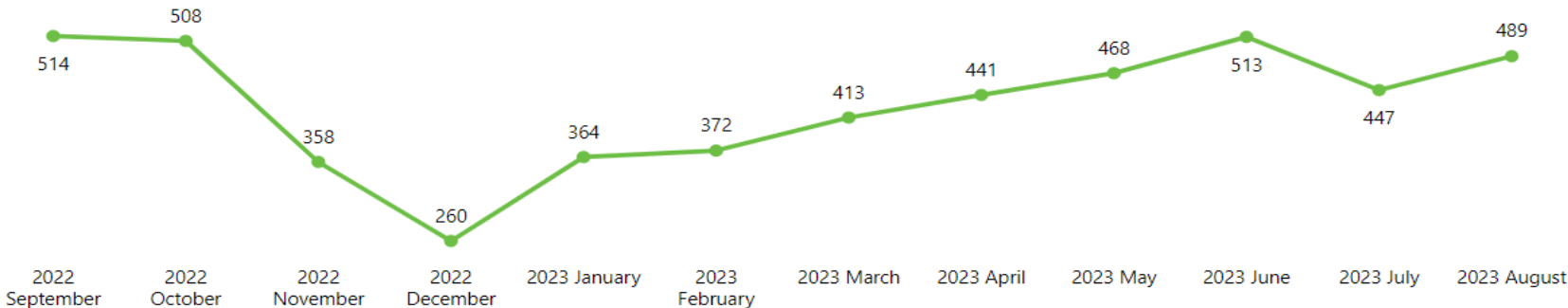
Current Period by District



Percentage Change by District



Monthly Breakdown



Notice of motion - youth crime prevention

This Motion requests Rushmoor Borough Council allocates Officer resources to tackle youth crime in the area by:

- writing business cases to seek external funding for a youth café in both Farnborough and Aldershot, addressing access to the arts, youth employment and engagement with civic duties;
- the Communities Team redesign the youth provision in Farnborough with crime prevention in mind; and
- the Chief Executive writes to the Crime Commissioner requesting investment in the area for youth services."

Youth provision (statutory)

- ▶ Wider youth provision previously under umbrella of HCC
 - ▶ Funding withdrawn, some providers went “solo” but no remaining providers in Rushmoor
 - ▶ These providers would typically cover a broad service including drop-in sessions, youth club evenings, advice, detached youth work
 - ▶ Examples of current local providers nearby are Fleet Phoenix based in Fleet and Vision 4 Youth based in Yateley
 - ▶ Local providers have previously been approached around potential to extend services in Rushmoor but currently no ability to do so
 - ▶ This lack of broader provider remains a challenge for Rushmoor
- ▶ Current HCC picture
 - ▶ Careers, sexual health, carers, youth offending team, signposting

Community Safety - youth provision/work

- ▶ Detached youth project pilot - training early October
- ▶ Safer Streets bid covering behavioural and environmental aspects (schools work, further detached funding)
- ▶ Youth activities e.g. Ping Pong parlour
- ▶ Think Safe safety event
- ▶ Community/Peer Court (suspended since Covid)
- ▶ Fighting Chance

Community & Partnerships

Engaging with Young People

- ▶ Prospect Youth Club starting 21st September
- ▶ Youth Workers to do doing detached work in the Prospect Estate on 7th and 14th September to promote the club
- ▶ New Senior Youth Worker experienced at engaging with young people with behavioural issues
- ▶ Re-opening of club to be promoted through RBC communications team, partners (Vivid and Fernhill School)
- ▶ New team will work to understand what the priorities and needs of young people in the area
- ▶ Guests and experts to be invited to Youth Club based on priorities and needs identified



Community & Partnerships

- ▶ Rushmoor Youth Influence - Forum for Young People to hear from experts and share their opinion on key issues
- ▶ Over 20 Young people have attended the forums
- ▶ Supported by schools in Rushmoor and Army Welfare Service
- ▶ Previous forums
 - ◀ Nov - 2022 - Mental health
 - ◀ May 2023 - Job opportunities and volunteering
- ▶ Upcoming dates:
 - ◀ 19th October - Climate change and the environment
 - ◀ 13th December - Cost of living
 - ◀ 29th February - Health
- ▶ Ambition for young people to work together to fund raise for youth activities



Community & Partnerships

Project in development - Youth Café

- ▶ In response to local needs/feedback:
 - A place to go after school - safe space/build friendships/access support
 - Persistent and growing MH issues
 - Increased vulnerability to county lines involvement
 - Access to opportunities and raise aspirations
- ▶ Partnership project led by RBC, involving The West End Centre (proposed venue), Vivid Homes, Step by Step, Emmaus Rd and Grainger.
- ▶ Co-create with local young people - key role for Alderwood and Wavell given location.
- ▶ Project set-up to be predominantly funded via the National Lottery Community Fund and UKSPF.
- ▶ Proposed launch - late 2023

Other local provision

- ▶ Partner agencies
 - ▶ Police
 - ▶ Choices
 - ▶ Fighting Chance
 - ▶ Princes Trust and Fire Cadets
 - ▶ Youth Offending Team
- ▶ Broader organisations e.g. Scouts, Cadets, Sports etc

Questions and Discussion



Overview and Scrutiny Committee

21st September 2023

Item 2 – Work Plan



**The meeting
has now
finished**



**The meeting
has paused**



This page is intentionally left blank